



Index for Flash Cards


Following is the index to the set of flash cards included in this kit. These cards may be used as a coloring/cutting activity for younger children and additionally for spelling activities with older children. Students may spell words with multiple uses of a letter (such as two p's in apple) to encourage teamwork among students in the classroom setting. Cards may also be used to spell the student's name, school name, etc. Number flash cards may be used to teach addition and subtraction as well as simple multiplication. Students may group numbers with multiple uses of numbers (such as two numbers in a phone number) to encourage teamwork in the classroom setting.

As you can see, creative possibilities are many using the flash cards!



- A** is for *Apple*
- B** is for *Bicycle*
- C** is for *Comb*
- D** is for *Dog*
- E** is for *Elephant*
- F** is for *Fish*
- G** is for *Gift*
- H** is for *Hat*
- I** is for *Igloo*
- J** is for *Jump*
- K** is for *Kick*
- L** is for *Laugh*
- M** is for *March*

- N** is for *Nose*
- O** is for *Oar*
- P** is for *Peanut*
- Q** is for *Quiet*
- R** is for *Rain*
- S** is for *Swim*
- T** is for *Tree*
- U** is for *Up*
- V** is for *Vacuum*
- W** is for *Wet*
- X** is for *X-ray*
- Y** is for *Yell*
- Z** is for *Zipper*






B



C



A




D



L



H




P



G



J



L



I



K




N



D




M




O



R







T






Q



S






3



5

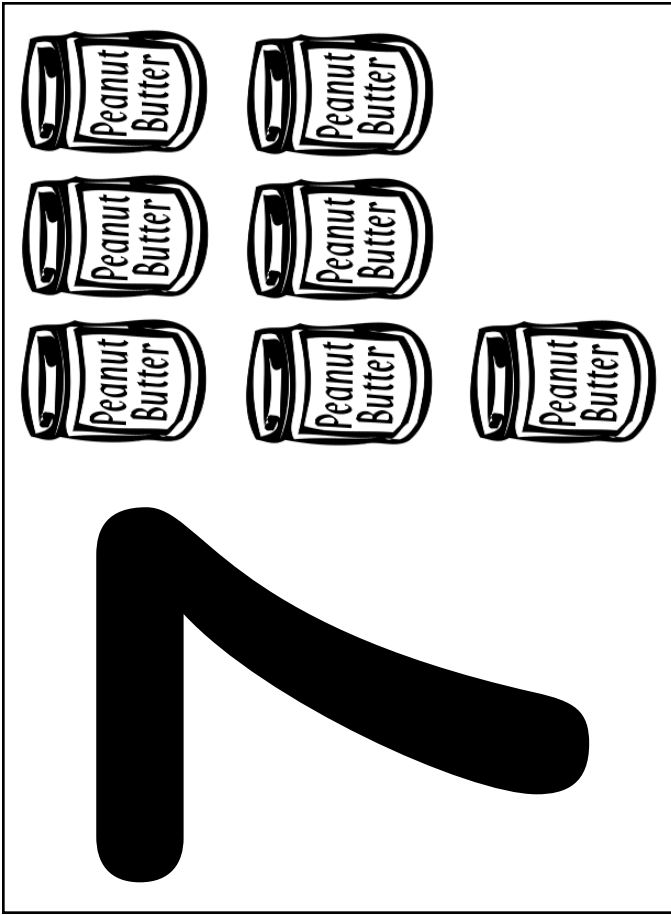


2

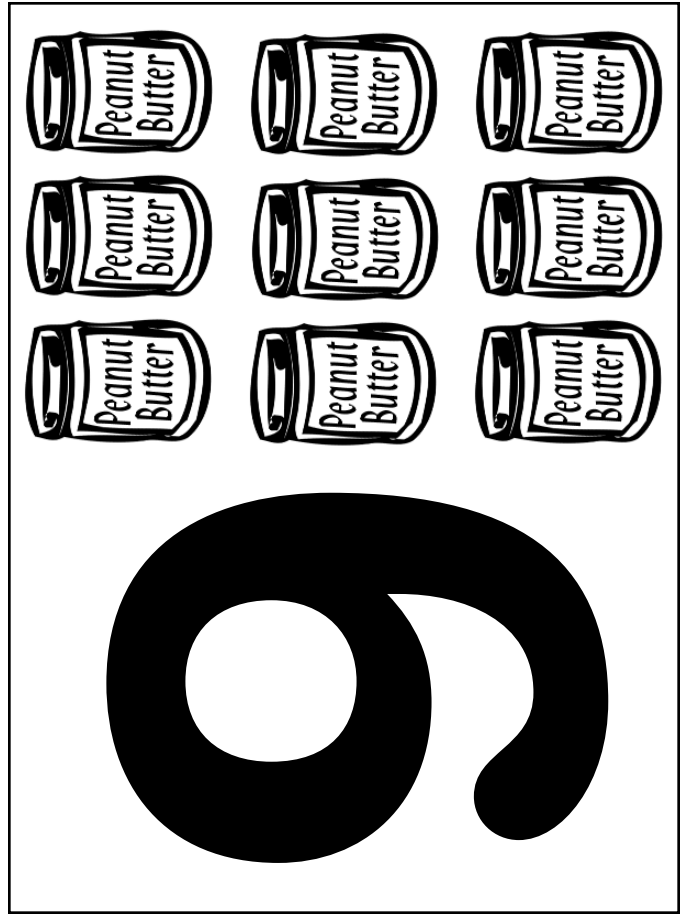


4






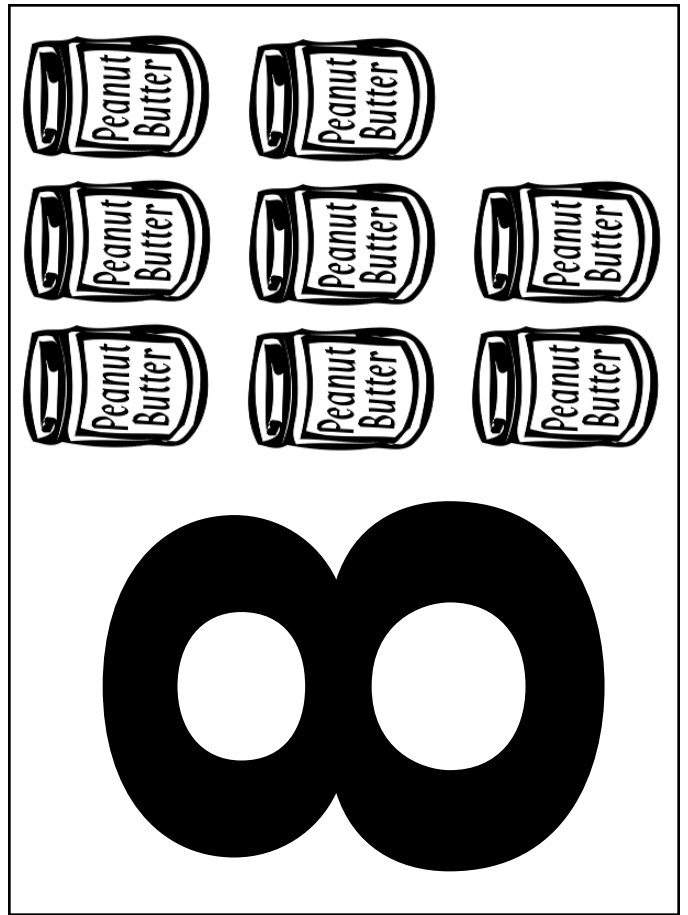
A large black number 7 is positioned on the left side of the panel. To its right, there are seven jars of Peanut Butter arranged in two rows: three in the top row and four in the bottom row. Each jar is labeled "Peanut Butter".



A large black number 9 is positioned on the left side of the panel. To its right, there are nine jars of Peanut Butter arranged in three rows of three. Each jar is labeled "Peanut Butter".



A large black number 6 is positioned on the left side of the panel. To its right, there are six jars of Peanut Butter arranged in three rows of two. Each jar is labeled "Peanut Butter".



A large black number 8 is positioned on the left side of the panel. To its right, there are eight jars of Peanut Butter arranged in three rows: two in the top row, three in the middle row, and three in the bottom row. Each jar is labeled "Peanut Butter".